Evershine

Learn & Grow

Science

A book of Science

1

Written by:

Pooja Bhatia

M. Sc. (Inorganic Chemistry)

University of Delhi

EVERSHINE™ ESP PUBLISHERS

Soni House, WZ-348, Nangal Raya, New Delhi-110046

PH.: 28111758, 28113958, Fax- 28112353

E-mail: evershinepub@gmail.com

Published by :

EVERSHINE PUBLISHERS

Soni House, WZ-348, Nangal Raya, New Delhi-110046

PH.: 28111758, 28113958, Fax- 28112353

E-mail: evershinepub@gmail.com

© All rights reserved with the publishers.

The contents, transparencies, illustrations and layout of this book are the sole property of **Evershine Publishers**, New Delhi and are copyright. Any reproduction in whole or in part in any form what-so-ever is strictly prohibited.

Designed by :

Graphic Zone Books Pvt. Ltd., New Delhi

This book is meant for educational and learning purpose only. Every effort has been made to avoid errors and omission in this book. Any error or omission noted may please be brought to the notice of the publishers, which shall be taken care of in the next edition of this book. It is notified that neither the publisher nor the Author, Designer or Printer will be responsible for any mistake or omission in this book.

Preface

Science books are prepared to take the learners from rote memory to self-learning, making each learning experience unique. It is strictly based on the latest guidelines presented by the NCERT. The series provides a direct and stimulating way for young readers to access information on science and its linkage with the environment.

The books are designed in a child-friendly manner aiming to ensure that all learners acquire knowledge and understand the topics in a better way.

Key Features of the Series :

- Simple and lucid language to make learning easy.
- Self-explanatory illustrations for better understanding.
- Fascinating Facts to enhance knowledge.
- Oral Questions to give revision practice.
- Interactive and child-oriented approach.
- 'HOTS' to enhance higher order thinking skills.
- Life Skills to give additional knowledge.
- Recap for recapitulation.
- Guidelines for teachers for effective teaching.
- Model Test Papers to access the retention capacity of children.

It is hopeful that this series will be beneficial for both children as well as teachers.

However, there is always a scope of betterment, so any suggestions for the improvement of the series will be highly appreciated.

— Publishers

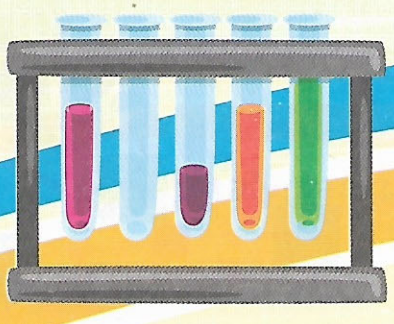

Contents

Sr. No.	Chapter	Page No.
	UNIT-I : PLANTS AROUND US	
1.	Kinds Of Plants	5
2.	Food From Plants	12
	UNIT-II : ANIMALS AROUND US	
3.	The Animal World	17
4.	Food And Shelter of Animals	22
	Model Test Paper-I	27
	UNIT-III : OUR BODY	
5.	My Body	28
6.	Our Needs	33
7.	Fit And Healthy	39
	Model Test Paper-II	43
8.	Be Safe	44
9.	Good Habits	49
	UNIT-IV : OUR SHELTER	
10.	Air Around Us	53
	Model Test Paper-III	58
11.	Water	59
12.	Weather and Seasons	64
	UNIT-V : OUR UNIVERSE	
13.	Up In The Sky	70
14.	Going To The Moon	75
	Model Test Paper-IV	78
	Olympiad Questions { Mock Test-I }	79
	Olympiad Questions { Mock Test-II }	80

1 Kinds Of Plants

Learning Outcomes

- Plants around us.
- How do plants grow?

Plants grow all around us. They make our world green and beautiful.



There are many kinds of plants in our world. Some plants are big. Some are small.



Small plants



Big plants

Fascinating Fact

Plants give us oxygen to breathe.

KINDS OF PLANTS

Trees

Oral Question

- Name a tree that is worshipped by some people.

Tall and strong plants are called trees. Trees have a woody trunk and they live for many years.



Apple tree

Ashoka tree



Mango tree

Shrubs

Shrubs are small plants with woody stems. They are also called thorny or bushy plants. Some of the shrubs are rose, hibiscus and cactus.



Rose



Hibiscus



Cactus

Herbs

Herbs are smaller plants having soft green stem. Some of the herbs are grass, mint and tulsi.



Grass



Mint



Tulsi

Climbers

Some plants are weak. They cannot stand straight on their own. They take the support of a wall, stick or another plant to climb up. Such plants are called climbers.

Here are the pictures of some climbers.



Pea plant



Grapevine

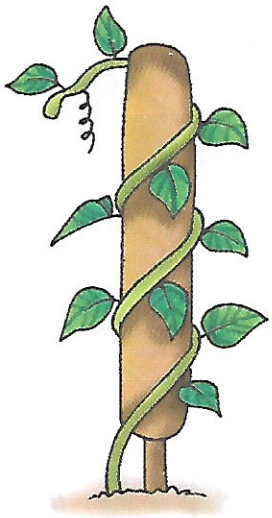

Money plant

Creepers

Some of the plants are too weak that they cannot even climb with a support. They grow along the ground. Such plants are called creepers.



Watermelon

Pumpkin

Oral Question

- Is bottlegourd a climber or a creeper?





How do plants grow ?

Most plants have flowers. Here are a few of them :



Rose



Sunflower



Tulip

Lotus

Flowers grow into fruits.

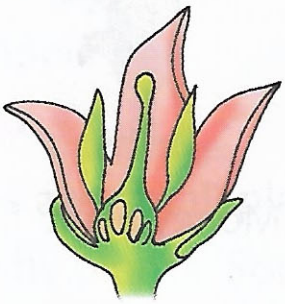

Flower



Small fruit



Big fruit

Growing of a fruit from its flower

Fruits have seeds inside them. Some fruits have only one seed and some have two or many seeds.

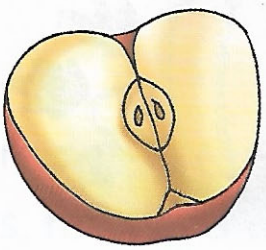

Apple

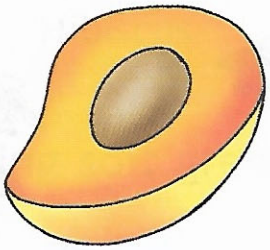

Mango

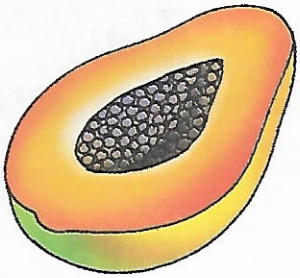

Papaya

Oral Questions

- Name two fruits that have only one seed.
- Name two fruits that have many seeds.

Fascinating Fact

We eat some seeds like maize, corn, wheat, beans, rice, gram, etc.

Most plants grow from seeds. A seed has a baby plant inside it. When the seed gets air, water and sunlight, the baby plant starts growing.



Seed → Seeding → Baby plant → Small Plant → Big Plant

RECALL

- Plants make our world green and beautiful. Trees, shrubs, herbs, climbers and creepers are different kinds of plants.
- Most plants have flowers.
- Flowers grow into fruits.
- When a seed gets air, water and sunlight, the baby plant inside it starts growing.

Exercise

A. Answer the following questions :

1. What are trees ? Give two examples.

_____

2. What are shrubs ? Give two examples.

_____

3. When does a seed change into a baby plant ?

_____

B. Fill in the blanks :

1. Plants make our world _____ and _____.
2. _____ live for many years.
3. _____ have soft green stem.
4. _____ and _____ are creepers.
5. Flowers grow into _____.

C. Tick (✓) the correct option :

1. Which of these is a small plant ?
   a) Grass ☐ b) Banyan ☐ c) Mango tree ☐
2. Which of these is a shrub ?
   a) Tulsi ☐ b) Coconut ☐ c) Cactus ☐
3. Which of these is a creeper ?
   a) Pea plant ☐ b) Pumpkin ☐ c) Money plant ☐
4. What does a plant need to grow ?
   a) Air and water ☐ b) Sunlight ☐ c) Both a) & b) ☐

HOTS

Which of these two plants will grow better ? Discuss :

Things to do

A. Collect seeds of any five fruits. Paste the seeds on a mount board. Write the names of the fruits along. Bring the mount board to the class.

B. **Plant a seed ! See it grow :**

Things needed : A seed, a pot, some soil, a slide and water.

Procedure :

1. Take a pot and fill it with soil.
2. Take a bean seed and plant it in the pot.
3. Keep it in sunlight. Water it.
4. Watch it grow.
5. When a small weak stem grows, support it with a stick.

Life Skills

Take care of plants. Read and learn :

Do not pluck leaves or flowers.

Do not allow anyone to cut trees.

Water the plants regularly.

Subject Link

Put numbers to arrange these plants in increasing order of their heights:



Teacher's Note Encourage the students to take care of plants and trees.